

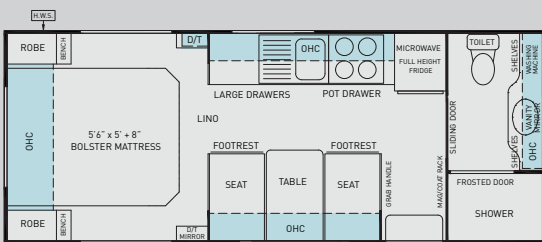
LUXE 628



[EXPLORING NEW HORIZONS]

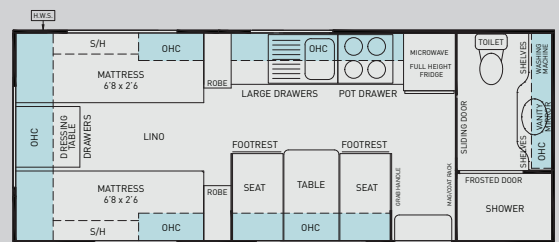
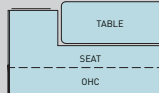


* Some images may contain optional extras



LUXE 628 CAFW

ALSO AVAILABLE IN L-SHAPE SEATING



LUXE 628 CAFSBW

SPECIFICATIONS FOR LUXE 628

STYLING

Exterior

Aerodynamic Body Shape for lower wind resistance and improved fuel economy
3/4 Tunnel Boot
Black Checkerplate Accent Trim Sides. Front and Boot
Camec Triple locking door
Mobicool Dometic Double Glazed windows with integrated Blinds and Flyscreens
Traditional White Aluminium

Interior

Bedspread
Solid 15mm European Lightweight Computer-cut Insertion Cabinets featuring 'IFC'
Modern Interior Décor with Gloss Doors (single colour only)
Vegas Microfibre Fabric Upholstery

TECHNOLOGY

100Amp AGM Deep Cycle Battery
150 Watt Solar Panel
BM Pro 35 Amp Battery Charger
RV View Battery Monitor with Solar Regulator
22" LED Television
Cormorant Reverse Cycle Air Conditioning
Dometic 190L Fridge RMDX21
DVD/CD Radio with ceiling Speakers
External 12V power outlet (doorside)
LED Interior Lights
Narva LED External Traffic Lighting
Winegard Rooftop TV Antenna
External TV Coax
Truma Ultra Rapid Gas/Electric Hot Water System
Water tank Gauge

SAFETY

Alko Drop Down Corner Stabilizers
Alko electric Brakes to all wheels
Brakesafe Breakaway Safety System
Fire Extinguisher
Gas Regulator and A Frame Tap
Protective Covers
Smoke Detector featuring Hush Button

CONVENIENCE

Oven with Electric Hot Plate and Laminate Lid
2 x Roof Hatches with Blinds and Fly Screens
6'6" Interior Ceiling Height
Cutlery Tray fitted to kitchen Drawer
Dual 95 litre Water Tanks with Galvanized Sheet Metal Protection and Drain Tap
Dual 9kg Gas Bottles
Easy Glide Metal Sided Drawers
Extractor Fan Hatches fitted over Toilet and Shower
Fold Down External Picnic Table
Lift up underbed storage
Wall Mounted Washing Machine
Newlands Unique Extenda Seating featuring pullout Foot Rests
Water Tap fitted to A-Frame

PRACTICALITY

Fibreglass Batt Insulation to Roof
French-made High Wear Vinyl Floating Flooring
Internal Handle at Entry
Spacious Fully Enclosed Fibreglass Shower to full ceiling height
Styrofoam Insulation to Walls
Toilet Roll Holder fitted to Ensuite

NUTS AND BOLTS

235R15 Tyres with Alloy Wheels
3500kg 50mm Ball Coupling
6-inch A-frame
6-inch Main Chassis Rails
Bumper Bar with Spare Wheel Mounted
Checkerplate Drop Step
Preston Chassis-built Supergal Chassis

CUSTOMISE YOUR VAN (OPTIONS)

330mm Checkerplate Sides
Additional 150 Watt Solar Panel
Bike Rack (2 bikes only)
China Bowl Toilet
Extended A-frame
Hydraulic Lift Sliding Table (available in 'L' Lounge Layouts only)
Ibis Air Conditioner Upgrade
Leather Upholstery Upgrade
Silver Aluminium Cladding
Toobox fitted to A-frame
Waeco Reverse Camera and Loose Car Kit
Gas Bayonet

> Authorised Dealer

Newlands™ use and recommend AL-KO Electronic Stability Control



Newlands™ Caravans are 100% Australian made and Australian owned and financially support the following industry bodies, helping to promote, grow and improve the caravan industry.



Newlands™ is a registered trademark and is used under licence by Concept Caravans®

All information contained in this brochure was correct at the time of printing and is subject to change without notice. Photographs for illustration purposes only and may show some non standard features.